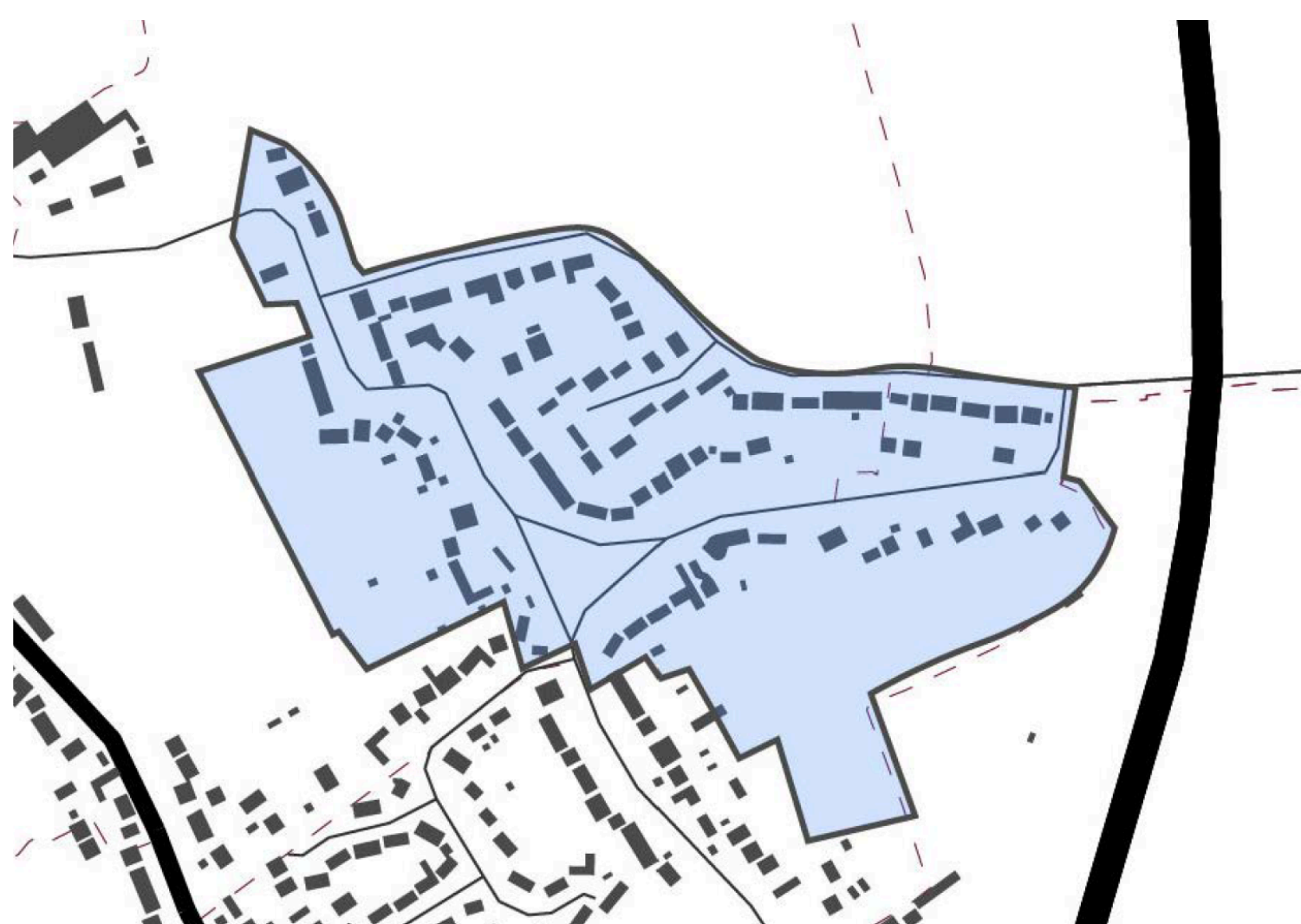


# DO YOU LIVE IN WRIGHTS GREEN?



## THIS AREA INCLUDES:

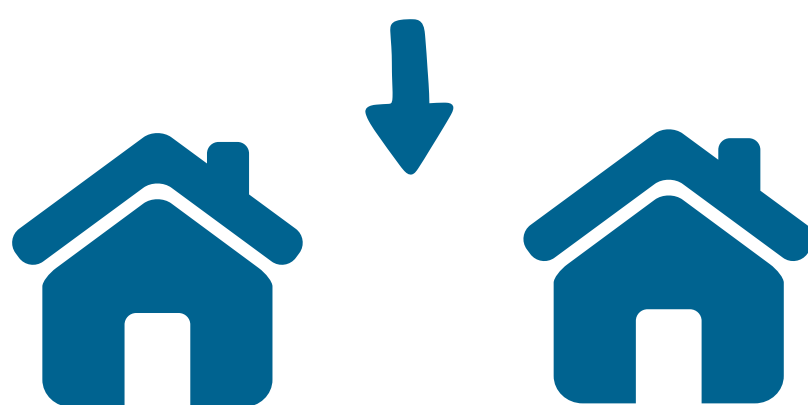
Wrights Green  
Part of Goose Lane  
Sutton Acres  
Part of Wrights Green Lane

The Wrights Green character area features a mix of older and more recent 20th century residential development. Wrights Green is a sizable village green which serves as the areas main public space and focal point. It is crucial that developments uphold the current settlement pattern, are in keeping with the scale of the area, and make a positive contribution to the overall character.

## DEVELOPMENTS MUST:



not result in the loss of open green space or encroach on areas like Wrights Green; grass verges must be retained or enhanced



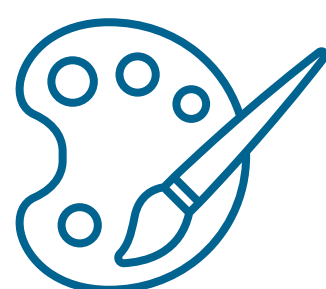
infill developments must align with the existing building line, avoid placement at the rear of plots, and maintain a 2.5m gap between buildings




be limited to two storeys and design extensions to prevent new opportunities for overlooking, avoiding additional storeys or features like skylights



match the character area's norm in scale, massing and roofline



reflect the area's textural and colour palette, following best practices within the village



use soft, open boundary treatments (e.g., hedges) instead of hard treatments like brick or stone walls